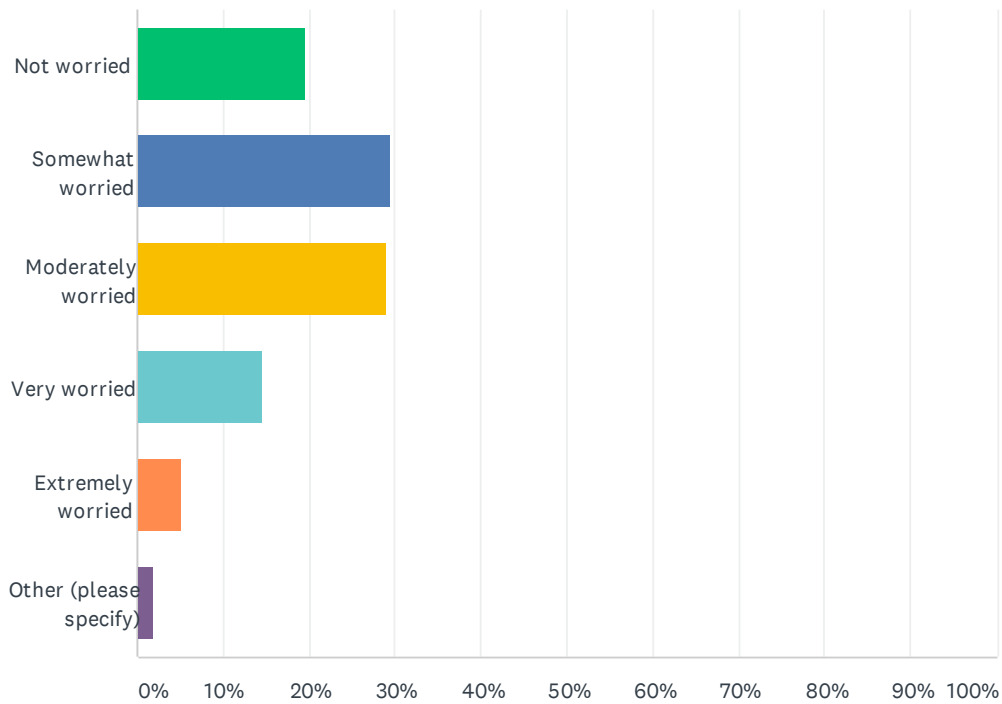


# Q1 1. How worried are you about your chamber surviving the economic impacts of the COVID-19 crisis?

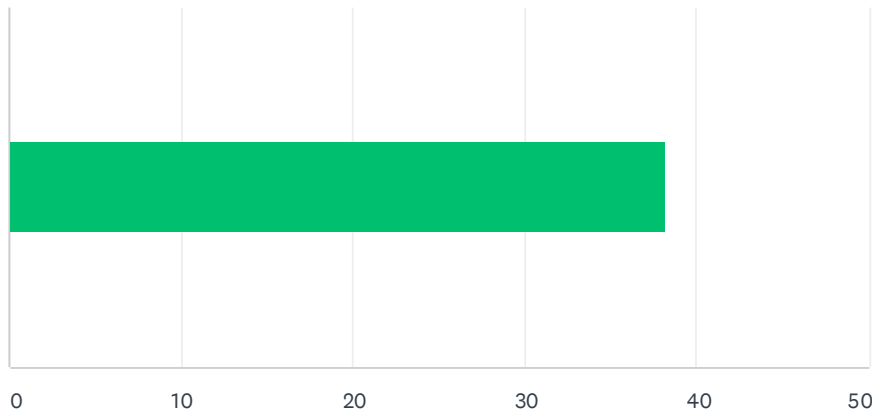
Answered: 377 Skipped: 0



ANSWER CHOICES	RESPONSES	
Not worried	19.63%	74
Somewhat worried	29.44%	111
Moderately worried	29.18%	110
Very worried	14.59%	55
Extremely worried	5.31%	20
Other (please specify)	1.86%	7
<b>TOTAL</b>		<b>377</b>

## Q2 2. How are you adjusting your budgeted revenue forecast for the coming year?

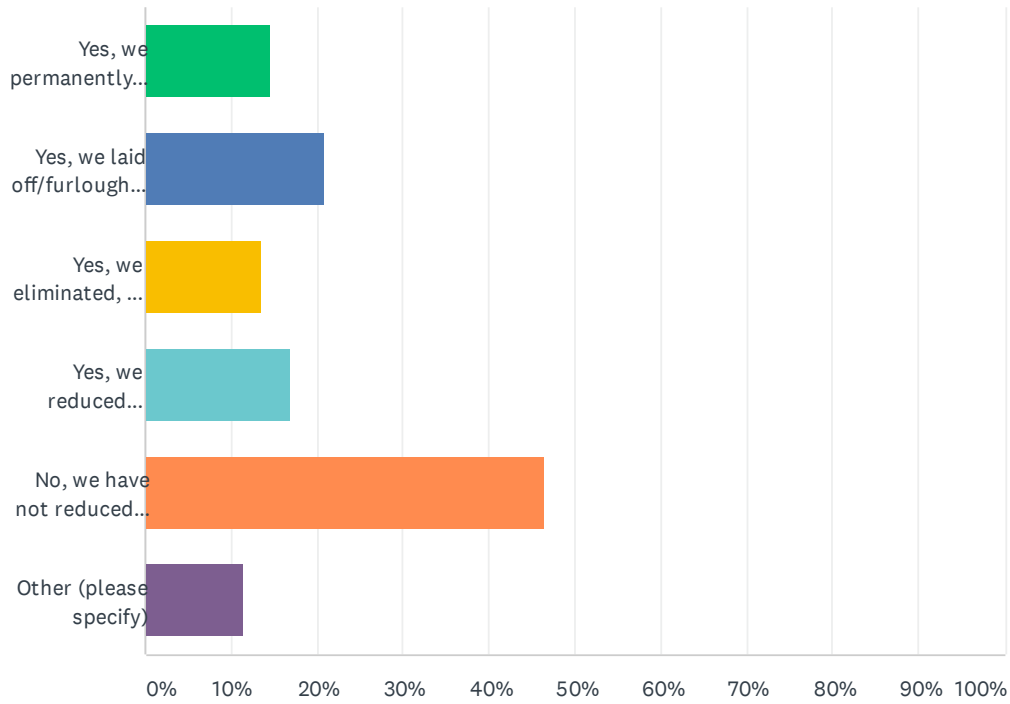
Answered: 365 Skipped: 12



ANSWER CHOICES	AVERAGE NUMBER	TOTAL NUMBER	RESPONSES
	38	13,924	365
Total Respondents: 365			

### Q3 3. Have you reduced staff capacity? Check all that apply

Answered: 377 Skipped: 0



ANSWER CHOICES	RESPONSES	
Yes, we permanently laid off employees	14.59%	55
Yes, we laid off/furloughed employees with plans to bring them back	20.95%	79
Yes, we eliminated, or did not fill, vacant positions	13.53%	51
Yes, we reduced employee hours	16.98%	64
No, we have not reduced staffing	46.42%	175
Other (please specify)	11.41%	43
Total Respondents: 377		

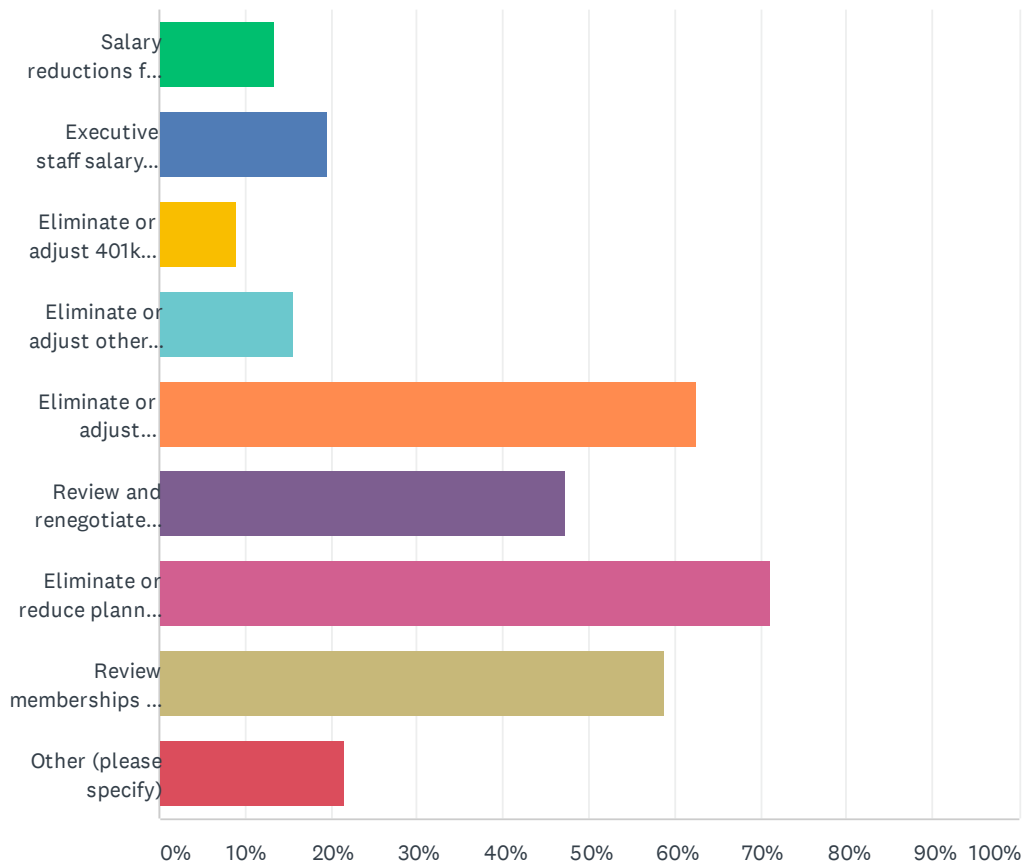
## Q4 4. If you have reduced staff, approximately what percent of your staff has been let go?

Answered: 176 Skipped: 201

ANSWER CHOICES	RESPONSES	
Temporary layoffs/furloughs (% of total staff)	57.95%	102
Permanent layoffs (% of total staff)	47.16%	83
Vacant positions eliminated or not filled (% of total staff)	37.50%	66
Other	17.05%	30

## Q5 5. What other actions has your chamber taken to manage expenses? Check all that apply

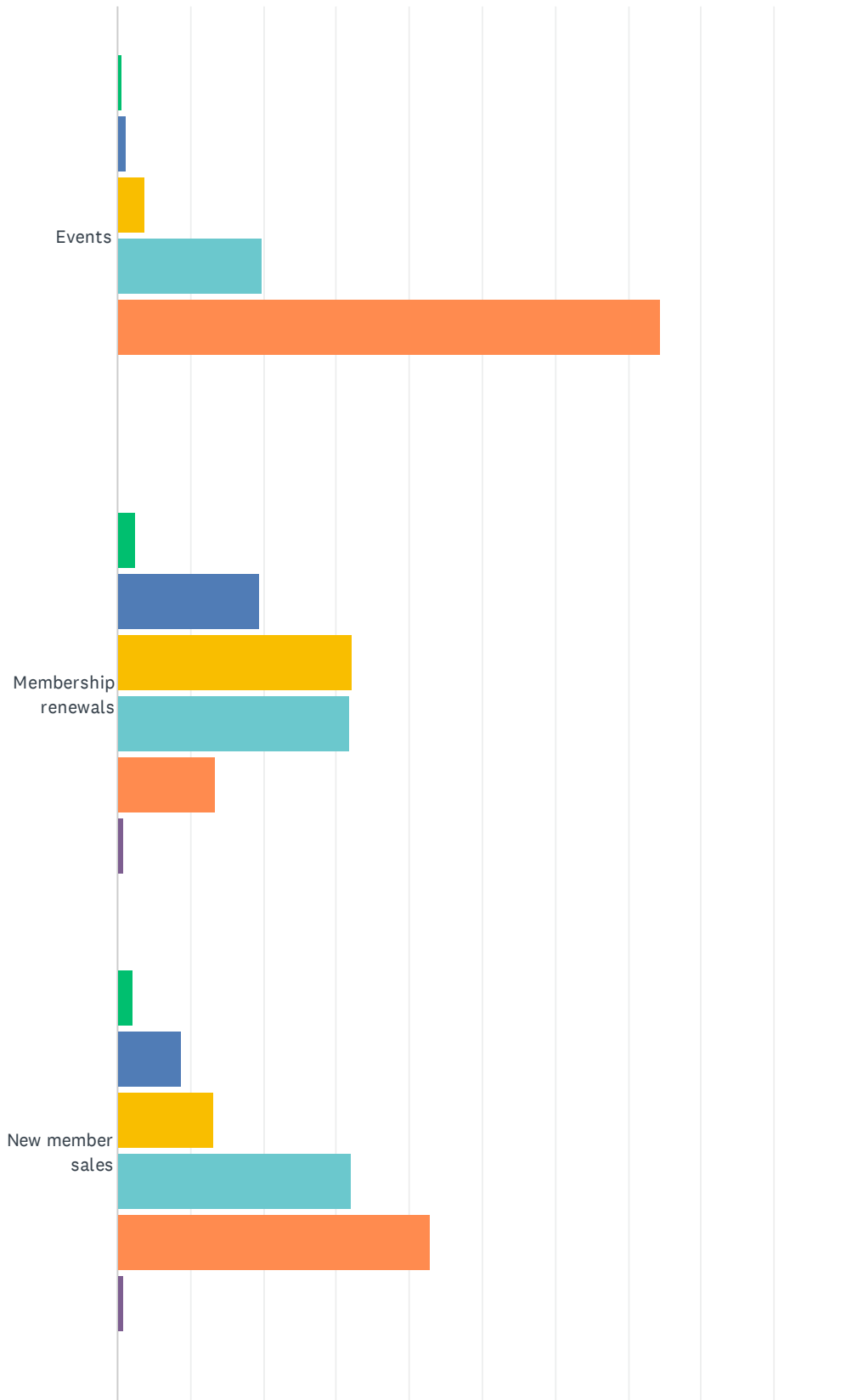
Answered: 344 Skipped: 33



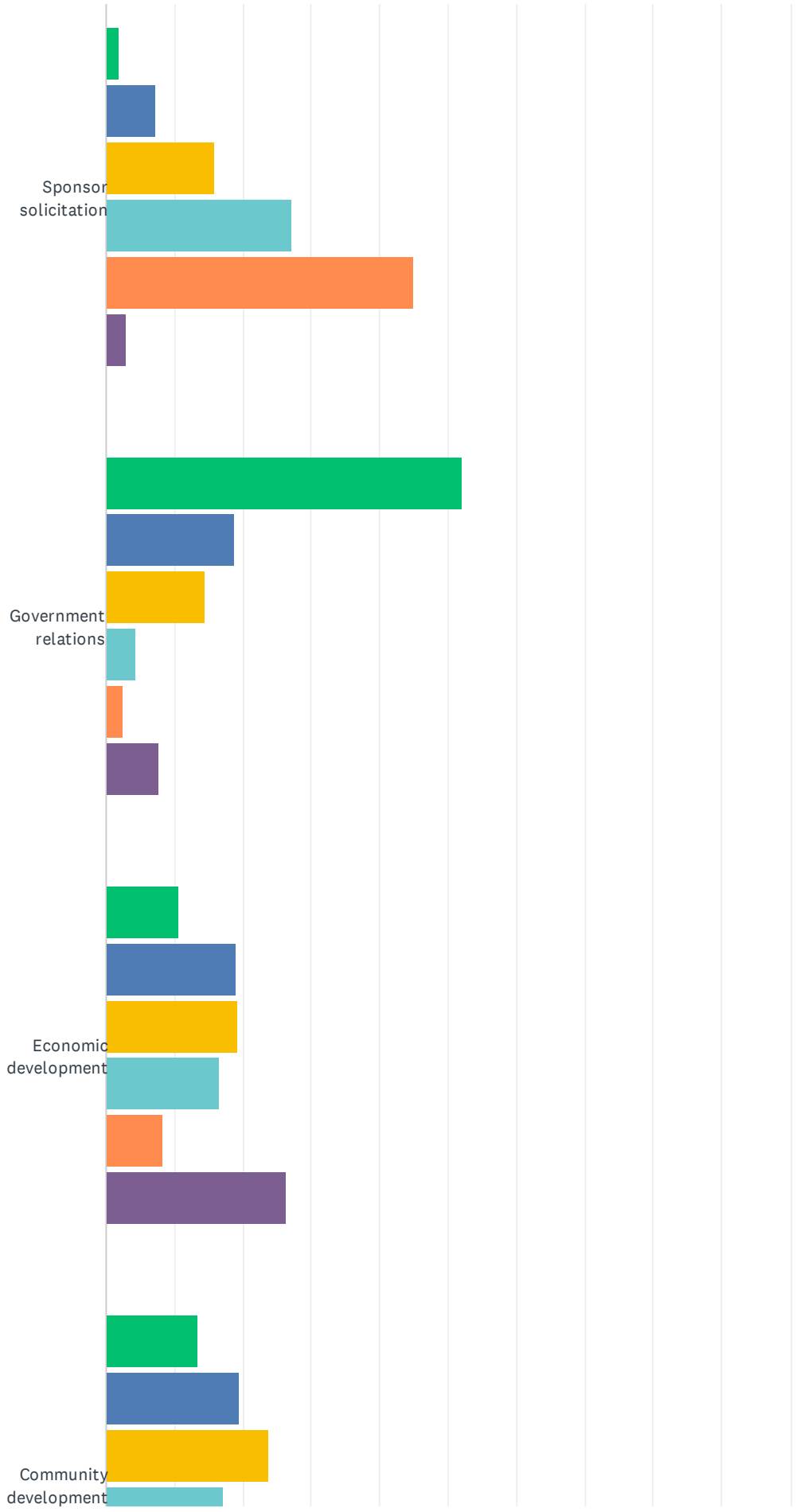
ANSWER CHOICES	RESPONSES	
Salary reductions for all staff	13.37%	46
Executive staff salary reductions	19.77%	68
Eliminate or adjust 401k match	9.01%	31
Eliminate or adjust other fringe benefits: parking, phone stipend, etc.	15.70%	54
Eliminate or adjust professional development budget	62.50%	215
Review and renegotiate vendor contracts	47.38%	163
Eliminate or reduce planned staff travel	71.22%	245
Review memberships and subscriptions	58.72%	202
Other (please specify)	21.51%	74
Total Respondents: 344		

# Q6 6. What chamber activities have been most disrupted by the COVID-19 crisis?

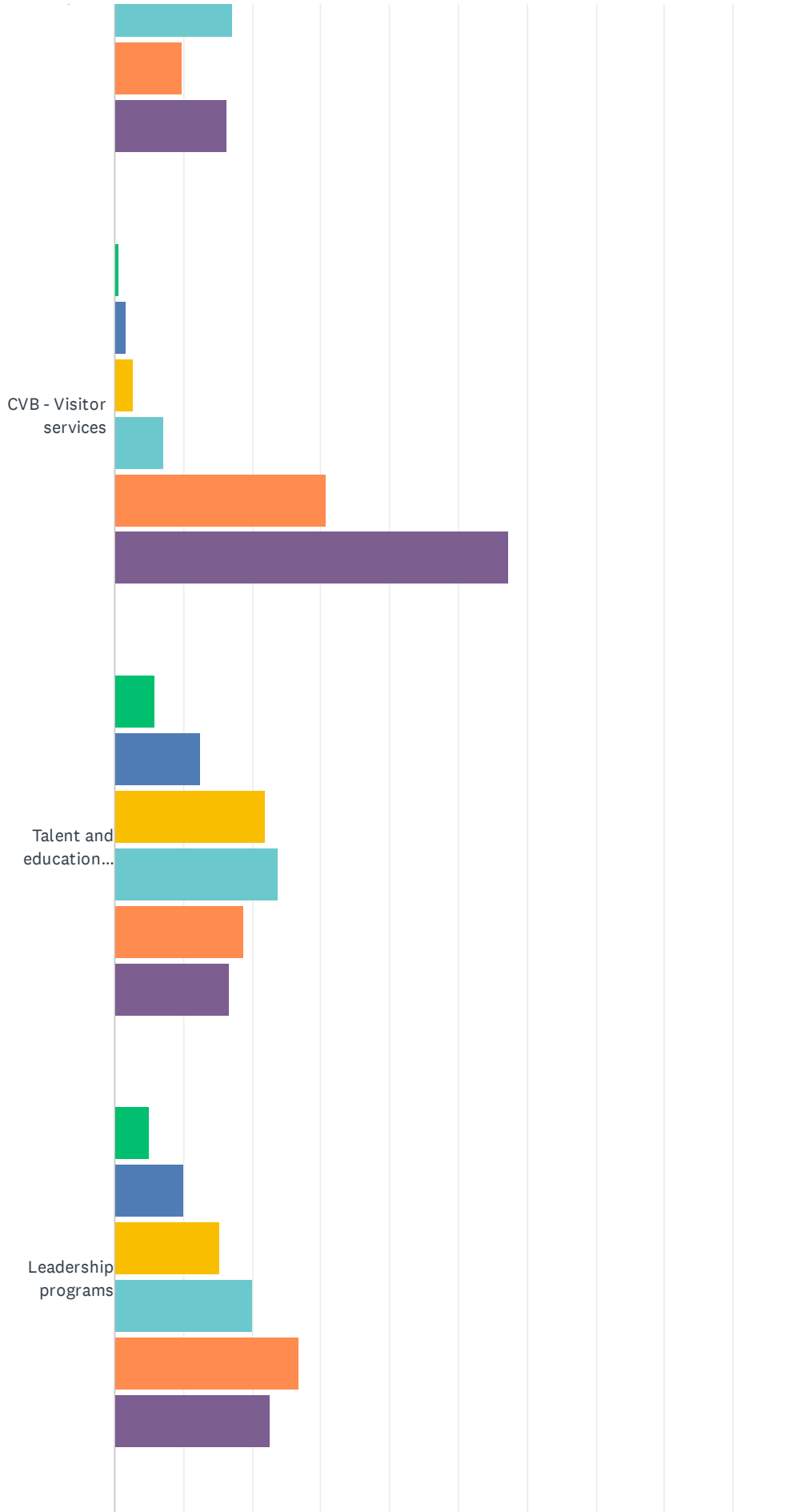
Answered: 377 Skipped: 0



# Chamber COVID-19 Survey

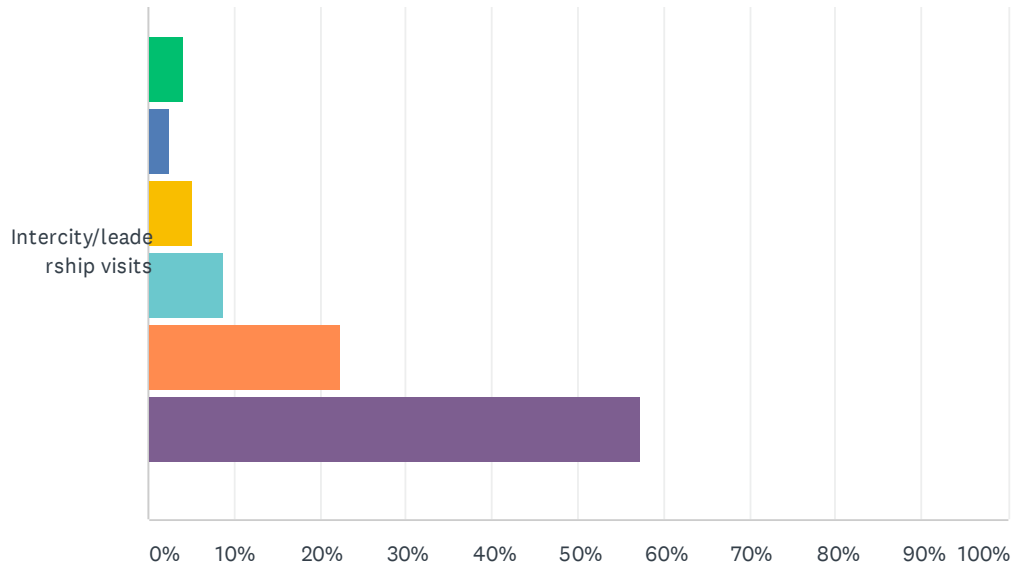


# Chamber COVID-19 Survey





## Chamber COVID-19 Survey

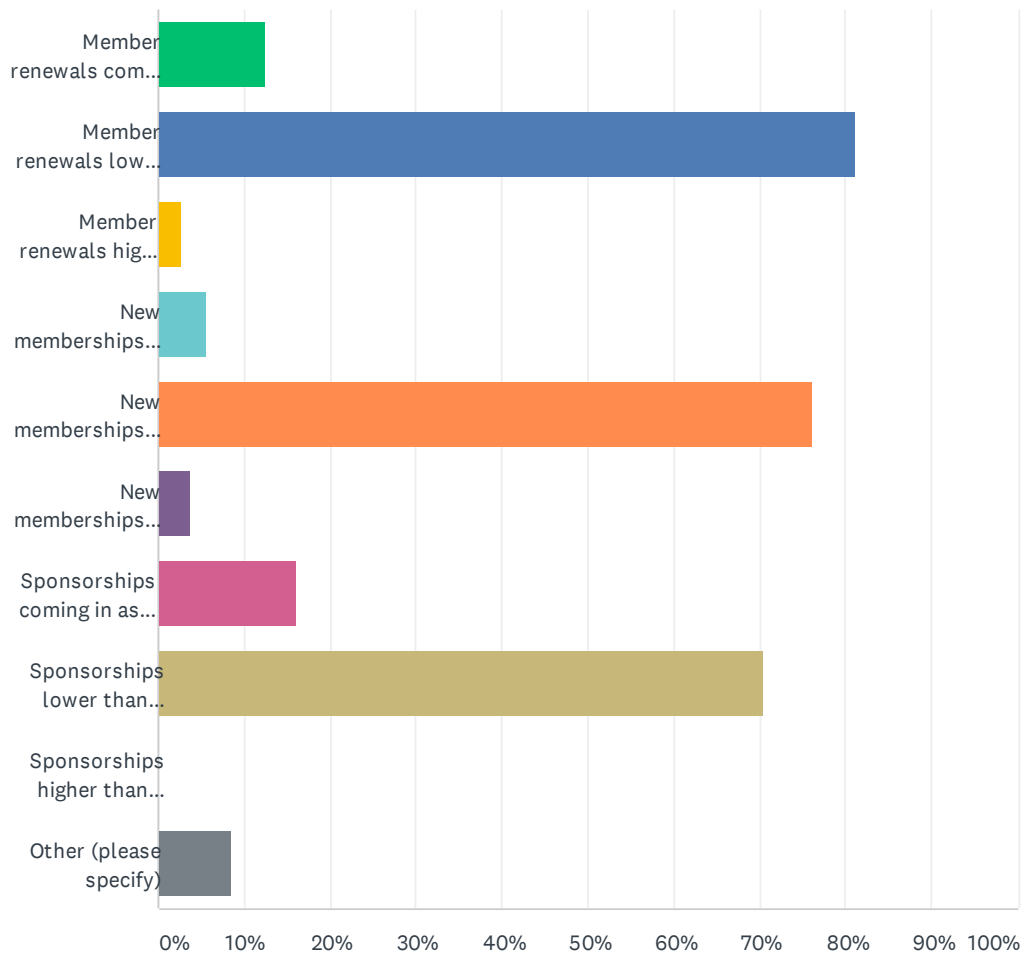


■ Not impacted   
 ■ Somewhat impacted   
 ■ Moderately impacted  
■ Very impacted   
 ■ Severely impacted   
 ■ N/A

	NOT IMPACTED	SOMEWHAT IMPACTED	MODERATELY IMPACTED	VERY IMPACTED	SEVERELY IMPACTED	N/A	TOTAL	WEIGHTED AVERAGE
Events	0.54% 2	1.36% 5	3.80% 14	19.84% 73	74.46% 274	0.00% 0	368	4.66
Membership renewals	2.42% 9	19.35% 72	32.26% 120	31.72% 118	13.44% 50	0.81% 3	372	3.35
New member sales	2.12% 8	8.75% 33	13.26% 50	32.10% 121	42.97% 162	0.80% 3	377	4.06
Sponsor solicitation	1.88% 7	7.26% 27	15.86% 59	27.15% 101	44.89% 167	2.96% 11	372	4.09
Government relations	52.15% 194	18.82% 70	14.52% 54	4.30% 16	2.42% 9	7.80% 29	372	1.76
Economic development	10.67% 40	18.93% 71	19.20% 72	16.53% 62	8.27% 31	26.40% 99	375	2.90
Community development	13.37% 50	19.52% 73	23.80% 89	17.11% 64	9.89% 37	16.31% 61	374	2.89
CVB - Visitor services	0.54% 2	1.62% 6	2.70% 10	7.03% 26	30.81% 114	57.30% 212	370	4.54
Talent and education initiatives	5.91% 22	12.63% 47	22.04% 82	23.92% 89	18.82% 70	16.67% 62	372	3.45
Leadership programs	5.11% 19	9.95% 37	15.32% 57	20.16% 75	26.88% 100	22.58% 84	372	3.69
Intercity/leadership visits	4.09% 15	2.45% 9	5.18% 19	8.72% 32	22.34% 82	57.22% 210	367	4.00

### Q7 7. How has your membership and sponsorship revenue been impacted? Check all that apply

Answered: 377 Skipped: 0

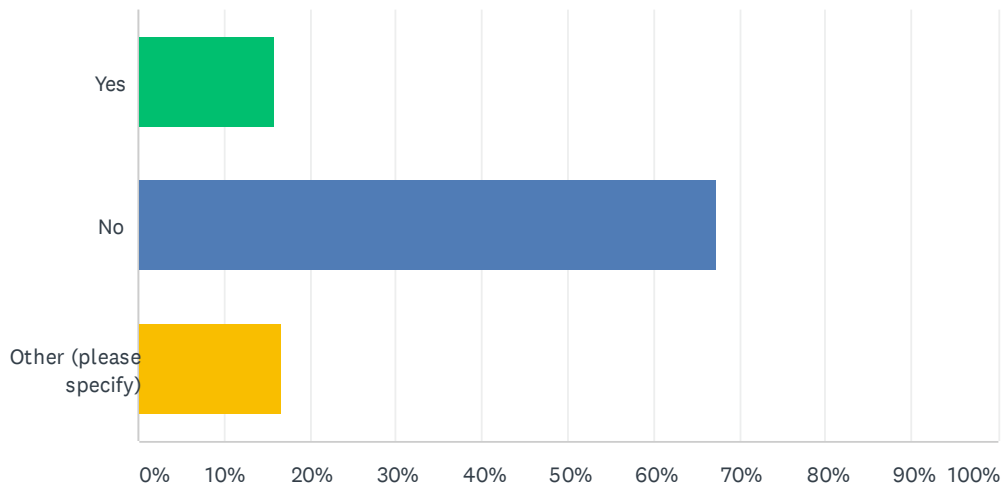


## Chamber COVID-19 Survey

ANSWER CHOICES	RESPONSES	
Member renewals coming in as expected	12.47%	47
Member renewals lower than expected	81.17%	306
Member renewals higher than expected	2.65%	10
New memberships coming in as expected	5.57%	21
New memberships lower than expected	76.13%	287
New memberships higher than expected	3.71%	14
Sponsorships coming in as expected	16.18%	61
Sponsorships lower than expected	70.56%	266
Sponsorships higher than expected	0.27%	1
Other (please specify)	8.49%	32
<b>Total Respondents: 377</b>		

### Q8 8. Do you anticipate permitting staff travel for professional development between now and the end of the calendar year?

Answered: 377 Skipped: 0



ANSWER CHOICES	RESPONSES	
Yes	15.92%	60
No	67.37%	254
Other (please specify)	16.71%	63
<b>TOTAL</b>		<b>377</b>